



Explore the Amazing History of You

Ancestry® Library Edition

- Immigration.
- Vital records.
- Census.
- Family histories.
- Court records.
- Directories.
- Photos.
- Military records.

Your ancestors left clues along the way.



Local History Resources

The Library also has genealogy resources available in-house. The Local History Room houses books focusing on the history of the Laconia area, New Hampshire and New England. It contains many resources for historical and genealogical research, included in this collection are:

- Laconia City Directories
- Town histories
- Laconia town/city reports
- Laconia High School yearbooks
- Genealogies
- Cemetery records
- Environmental reports

The Library also houses historical vertical files, a microfilm collection dating back to the 1840s and an incomplete obituary index.

For more information on our historical collections, visit our website:
<https://www.laconianh.gov/736/Local-History-Genealogy>

If you need help with your library card, contact the circulation desk:

Phone: (603) 524-4775x600

Text: (603) 556-4666

Email: info@laconialibrary.org

Getting Started Video

How to use Ancestry Library Edition

<https://youtu.be/Hzd9CVnCWY8>

Street address, room, etc.	House number or farm, etc. (See Instructions.)	Number of persons living in household.	Number of family in order of relation.	January 1, 1920, was in this family.		Relationship person to the family.
				Enter surname first, then the given name and middle initial, if any.	Include every person living on January 1, 1920. Omit children born since January 1, 1920.	
Duffield Street	417 179 192	—	—	—	Laura	Wife
				—	John H.	Husband
				—	Anna	Wife
				—	James G.	Husband
				—	Laura	Wife
				—	Bessie	Daughter
				—	James	Son
				—	Louise	Son
				—	Eli H.	Husband
				—	Dorothy	Wife
—	480 182 195	—	—	—	Frank	Husband
				—	Josephine	Wife
—	410 182 146	—	—	—	Wynn H.	Husband
				—	Alta	Wife
				—	Louis	Son
				—	Jane	Daughter
				—	Myra	Daughter
—	414 183 197	—	—	—	John	Husband
				—	Josephine	Wife
				—	Josephine	Daughter
				—	Edward	Son
				—	Margaret	Daughter
—	503 184 198	—	—	—	George B.	Husband
				—	Leola	Wife

Ancestry Library Edition

LACONIA PUBLIC LIBRARY

695 Main Street
 Laconia, NH 03246

Hours

Monday 9am-8pm
 Tuesday 9am-8pm
 Wednesday 9am-8pm
 Thursday 9am-8pm
 Friday 9am-5pm
 Saturday 9am-4pm

Phone: (603) 524-4775

Text: (603) 556-4666

Email: info@laconialibrary.org

<http://laconialibrary.org>

@laconialibrary



Genealogy Research Tips

Search Creatively

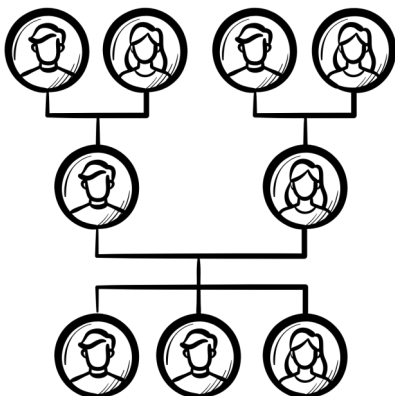
If your ancestors had names that could be easily misspelled, it is likely that you will need to perform multiple searches before finding a match. If you know where your ancestors were living, try browsing census records by location or searching for known neighbors to find them. Names corrected in Ancestry.com will also be searchable by the corrected version of the name in ALE. Many databases also allow you to search for similar sounding names.

Gather Information from Each Census Year

Each decade of census records collects different sets of data. Do not assume that you have discovered everything about an ancestor from one census record. Some records contain conflicting information about the person and some records asked for different information altogether.

Use Family Tree Data Wisely

Be cautiously optimistic about family trees. Continue to do your own research and use the hints from another user to discover maternal lines, but always verify your own research.




Using Ancestry Library Edition!

<http://ancestrylibrary.com> (at the library)

Census Records: U.S., U.K., and Canada

Ancestry Library Edition contains census records for the U.S. (1790-1940), the U.K. (1841-1911) and Canada (1851-1921), as well as records from the global edition of Ancestry.com.

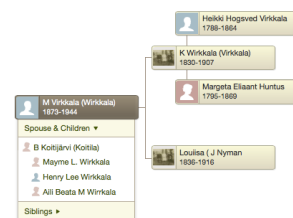
Tip: Start your search with a known person living in the early 1900s and find that same person in each census during his or her lifetime. Each census collected a different set of data and could potentially provide more clues to aid your research.



Public Member Trees

Ancestry Library Edition does not allow library patrons to create their own family trees, but it is possible to search and view existing family trees created by family members who use the commercial version of Ancestry.com.

Tip: After searching for and selecting the name of an ancestor, click on the best option from "Matching Person from Family Trees." Once confirming the match, click on the link "View Family Group Sheet" to follow the family tree.



Additional Records

When using ALE at the library, it is possible to limit your search results to vital records, military records, and directory listings by expanding and clicking on the desired category from the left sidebar. Note that states have different laws pertaining to the release of birth, marriage, and death records. Census records, member added obituaries, and Find a Grave records could be helpful substitutes. Find out which records are available by searching the Card Catalog in ALE.

Tip: View the "Suggested Records" shown on the right side of the page for additional records that might apply to the ancestor.



Genealogy Research Tips

Collect Family Information

Write down the names of people on your immediate family tree. Talk with your relatives. Find out if someone already started a family tree. Gather as much information as possible from people before starting your digital research. Set up a family tree on paper to aid with your research.

Begin the Digital Search with Known Information

Always start your digital search with the people you can verify. This typically means starting your search with individuals living in the early part of the 1900s and included in the 1900-1940 census records.

Starting your research with relatives not yet born in 1940 can be problematic. States have different laws pertaining to making vital records (births, marriages, and deaths) public. Some states restrict the availability of vital records for as much as 100 years. At the library, search ALE's Card Catalog to find out if the records you need are available.

Narrow Your Search Results

Instead of performing a simple search by name – which can result in thousands of potential results – include a birth date, a spouse's name, or known location for better results. Note that exact dates are not necessary. It is possible to search for individuals by an approximate birthdate.